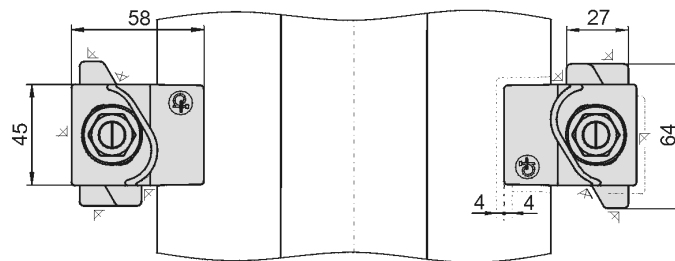


Use 4 mm-thick pad only.

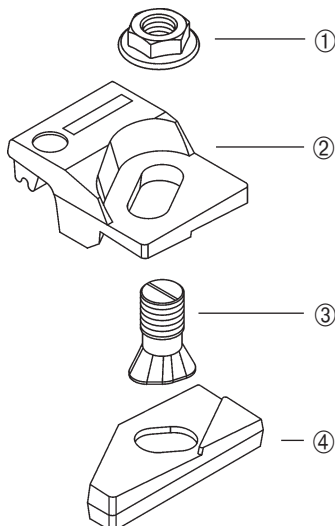


\* For mounting on concrete + metallic plate, please contact us.

CLIPS	C max	Tightening torque	Admissible side load	Est'd weight
	mm	Nm	kN	kg
21/020/AN	23			0,260
21/020/BN	27	60	20	0,280

N : nose height, not compressed, adapted to the rail type (see table overleaf).

**MOUNTING INFORMATION**



Bolts and nuts are hot dip galvanized.

Full designation	
21/020/AN or 21/020/BN	
Components	
①	1x M12 - DIN 6923 - Cl.8
②	1x 21/020/21/N or 21/020/25/N
③	1x TC M12 x 29 - 8.8
④	1x 21/020/13

**Welding information**

**Lower part material :** forged steel

DIN 17.100 - Wst.Nr. 1.0570: St 52.3  
NFA 35-501 : E 36-3  
BS 4360 : 50 C  
EURONORM 10.025 : S 355 J 0

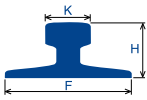
<sup>3</sup> on the whole periphery

**Electrodes :**

DIN 1913 : E 51 55 B10 110  
AFNOR 81-309 : E 51 5/5 B 110 26 BH  
ISO 2560 : E 51 5B 110 26 (H)  
ASME IIC SFA 5.1 : E 7018-1

Anti-corrosion coating : see leaflet "Patented weldable clips".

**21/020**
**CLIP SELECTION FOR EACH RAIL**

	F	K	H	Weight kg/m	Mounting	
					with	without
					4 mm pad	
A 45	125.0	45.0	55.0	22.10	21/020/BI	21/020/AI
A 55	150.0	55.0	65.0	31.80	21/020/BI	21/020/AI
Vign 30	106.0	56.0	125.5	29.98	21/020/BI	21/020/AI
S 30	108.0	60.3	108.0	30.03	21/020/BH	21/020/AH
S 33	105.0	58.0	134.0	33.47	21/020/BH	21/020/AH
S 34	117.5	61.9	117.5	34.72	21/020/BH	21/020/AH
S 41/10	125.0	67.0	138.0	41.38	21/020/BH	21/020/AH
GX 40	127.0	63.5	127.0	39.80	21/020/BI	21/020/AI
GX 42	131.8	65.1	131.8	42.16	21/020/BH	21/020/AH
JIS 30 (ASCE 60,S 30)	108.0	60.3	108.0	30.03	21/020/BH	21/020/AH
JIS 37	122.2	62.7	122.2	37.20	21/020/BH	21/020/AH
JIS 40 N	122.0	64.0	140.0	40.90	21/020/BI	21/020/AI
AS 22	93.7	50.8	93.7	22.90	21/020/BI	21/020/AI
AS 31	108.0	63.5	117.0	31.51	21/020/BI	21/020/AI

For rail sections other than those listed on this page, please contact us.

*We reserve the right to discontinue or change specifications or design at any time without prior notice and without incurring any obligation whatsoever.*


**GANTREX GmbH**

Hirzenrott 10 – D 52076 Aachen • Tel. +49 (0)2408 9454-0 • Fax +49 (0) 2408 9454-28

 E-mail : [info@de.gantry.com](mailto:info@de.gantry.com) • <http://www.gantrex.de>